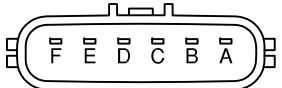
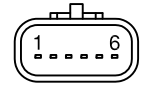
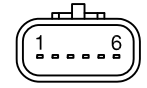
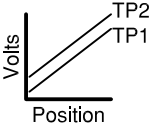
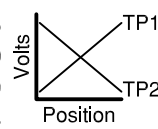
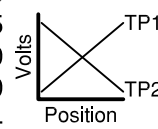


Part No.s	N3H1 13 6B0 C 4E24 0510 00079 4E22	L3R4 13 640 K4238 125001524 2J14	L35M 13 640A K6266 811800044 7J05	
Applications	Mazda RX8	Mazda 3	Mazda 3 MPS	
Comments	Pierburg Electronic Hybrid			
Pin Function				
Motor-	B	2	2	
Motor+	A	1	1	
Throttle Position1	F	6	6	
Throttle Position2	D	4	4	
0V (TP1/TP2)	C	3	3	
5V (TP1/TP2)	E	5	5	
Calibration				
Proportional Gain	120	100	110	
Integral Gain	80	60	60	
Derivative Gain	180	140	150	
Period	1	1	1	
Dead Band	0.3	0.3	0.3	
Feed Forward	5	5	5	
Neg. Integral Clamp	-20	-20	-20	
Frequency	8000	8000	8000	
Motor Volts	14	14	14	
				
Notes				

Note, refer to:-
 "DAD0001 Electronic Throttle Setup for MoTeC 'hundred series' ECUs" or
 "DAD0002 Electronic Throttle Setup for MoTeC 'M1 series' ECUs"
 for additional information.



Title		Mazda Electronic Throttle Motors			Sheet No	Drawing No
Date	14.5.2009	Drawn	KMH	App	Rev	A
					1 of 1	DAD0030