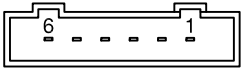
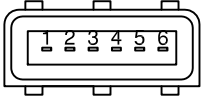
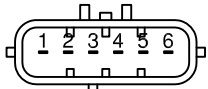
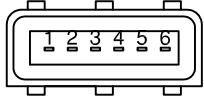
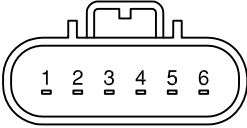
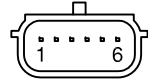
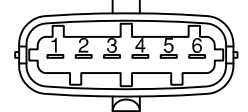
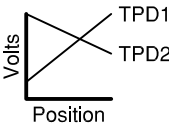
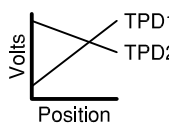
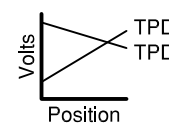
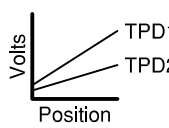
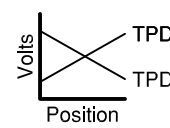
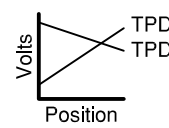
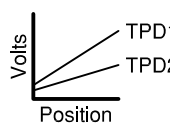
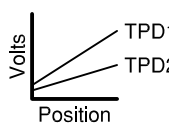
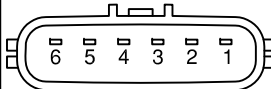
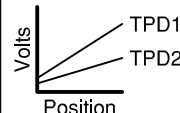
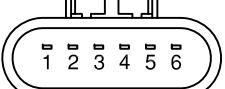
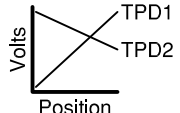

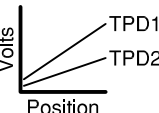
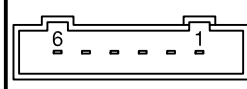
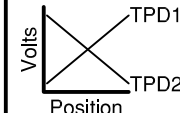
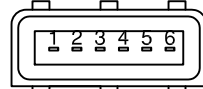
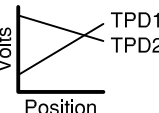


Column No.	A	A2	B	C	D	E	F	G						
<b>Part No.s</b>			6PV 009 363-01 92213647, GM p/n				BV61-9F836-AB BEV2-41600							
<b>Applications</b>			6PV 009 363-00 92238396, GM p/n				6PV 010 368-30 GCFXA MX							
<b>Part No.s</b>	6PV 008 026-01 6PV 008 026-08		6PV 008 113-00 6PV 008 323-01	6PV 008 689-00		6PV 008 567-06	6PV 933 903-25 6PV 933 370-03							
<b>Part No.s</b>	6PV 008 026-34 8E2 721 523 J		6PV 008 113-02	6PV 008 745-00 1K2 721 503M VW p/n										
<b>Applications</b>			Holden Commodore	Audi A3 Series 2, MY 2004+ VW Golf MkV, MY 2004+ VW Passat, MY 2006+ VW Jetta, MY 2006+			Ford Focus 2012							
<b>Part No.s</b>	6PV 008 496-01 6Q1 721 503 C, VW p/n		6PV 008 112-02 A116J0003L		6PV 008 866-00 MN125792 Mits.p/n	6PV 008 567-00 Ford p/n	2S61-97836-AA							
<b>Applications</b>	VW Polo 1.4L		Opel Speedster Ecotec 2.2L 16V		Mitsubishi Colt CZ3	Ford Fiesta 1.6L MY2002								
<b>Part No.s</b>		6PV 008 119-24	6PV 008 111-00 6PV 008 111-04	6PV 008 600-00	6PV 008 656-02	6PV 008 567-05		081210J0941						
<b>Applications</b>		Renault Clio Sport	Vauxhall Corsa	VW Golf MkV 1.6 Fsi	Nissan Sentra SER Spec-V MY2004	Ford Fiesta ST150 MY2006		Hyundai Forte 2.0L						
<b>Comments</b>														
<b>Pin Function</b>														
	TPD1 4	3	3	4	3	3	2	4						
	0V (TPD1) 3	2	4	3	4	4	3	3						
	5V (TPD1) 2	4	2	2	2	2	1	2						
	TPD2 6	6	6	6	6	6	5	6						
	0V (TPD2) 1	5	1	5	1	1	4	5						
	5V (TPD2) 5	1	5	1	5	5	6	1						
														

Note, refer to:-  
 "DAD0001 Electronic Throttle Setup for MoTeC 'hundred series' ECUs" or  
 "DAD0002 Electronic Throttle Setup for MoTeC 'M1 series' ECUs"  
 for additional information.



Title				Hella Driver Pot			Sheet No	Drawing No
Date	9.6.2009	Drawn	KMH	App	Rev	J	1 of 2	DAD0025

Column No.	H	J	K	L	M
<b>Part No.s</b>	49400-79J60 6PV 009 074-05	Hella p/n 6PV 933 902-11 GM p/n 15847349	Hella p/n 6PV 009 379-10 12037310 3542 677015-01	Hella p/n 6PV 008 817-02 PW822153	14.77 80.53 7.42 40.48
<b>Applications</b>	Suzuki SX4	Unknown	Mini R56	Proton	Hyundai Accent 2011
<b>Comments</b>			Electronic Hybrid		
<b>Pin Function</b>	 TPD1 3 0V (TPD1) 4 5V (TPD1) 2 TPD2 6 0V (TPD2) 5 5V (TPD2) 1 	 5 6 4 2 3 1 	 4 1 5 6 2 3 	 4 3 5 1 6 2 	 4 5 3 1 2 6 

Note, refer to:-  
 "DAD0001 Electronic Throttle Setup for MoTeC 'hundred series' ECUs" or  
 "DAD0002 Electronic Throttle Setup for MoTeC 'M1 series' ECUs"  
 for additional information.



<b>Title</b> Hella Driver Pot				<b>Sheet No</b>	<b>Drawing No</b>
<b>Date</b> 9.6.2009	<b>Drawn</b> KMH	<b>App</b>	<b>Rev</b> J	2 of 2	DAD0025